

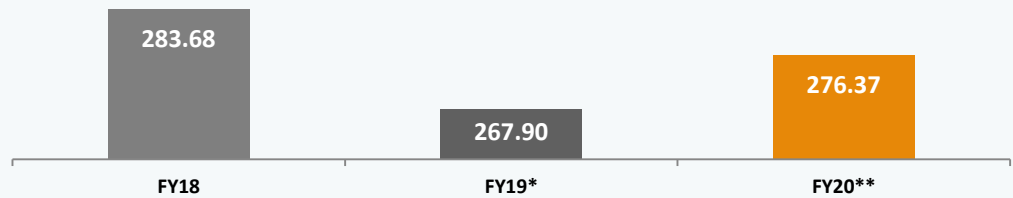


Agriculture and Allied Industries



MARKET SIZE

Gross Value Added By Agriculture And Allied Sectors (US\$ billion)

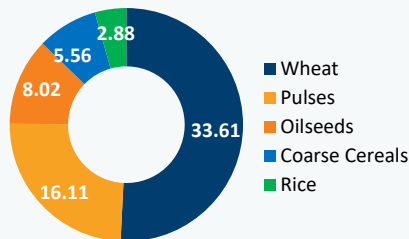


Note: * - 1st revised estimates, ** - 2nd advance estimates, at constant 2011-12 prices

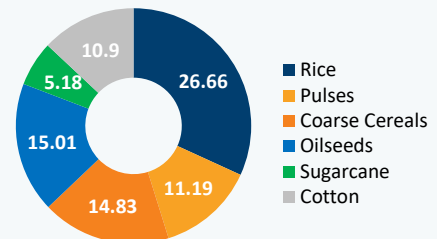


SECTOR COMPOSITION

Rabi Area Sown in 2019-20 (million hectares) (as on January 31, 2020)

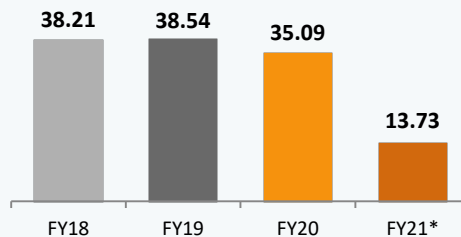


Kharif area sown in 2020-21 (million hectares) (as on July 31, 2020)



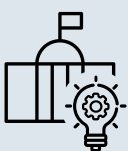
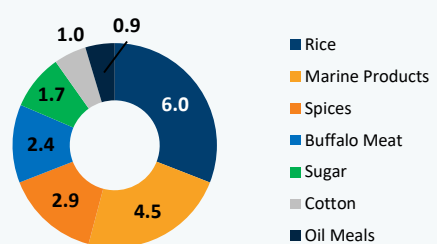
KEY TRENDS

Agricultural exports from India (US\$ billion)



Note: * - until December 2020

Key agricultural and allied sector exports from India in FY21* (US\$ billion)



GOVERNMENT INITIATIVES



Pradhan Mantri
Krishi Sinchayee Yojana



PM Matsya
Sampada Yojana



Pradhan Mantri
Fasal Bima Yojana



ADVANTAGE INDIA

- Robust demand:** A large population and rising urban and rural income is driving the demand. External demand is driving export from agriculture sector.
- Competitive advantage:** High proportion of agricultural land, diverse agro-climatic conditions encourage cultivation of different crops.
- Policy support:** Agriculture Export Policy has set a target to increase agricultural export to over US\$ 60 billion by 2022.
- Attractive opportunities:** Demand for agricultural inputs and allied services like warehousing and cold storages is increasing in India at a fast pace.