

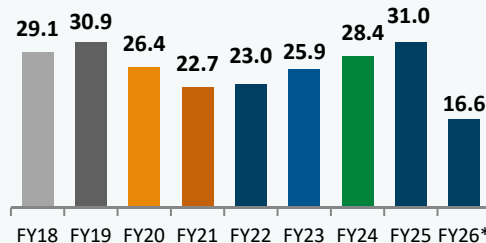


AUTOMOBILES



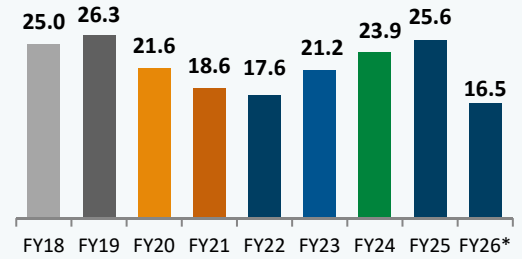
MARKET SIZE

Number of Automobiles Produced (in million)



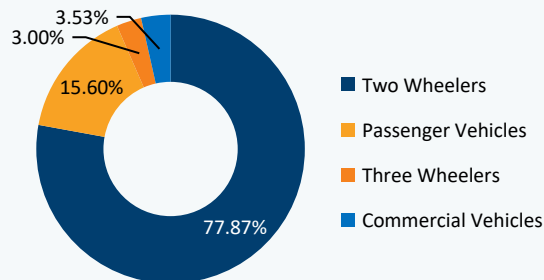
Note: * - April-September 2025

Number of Automobiles Sold in India (in million)



SECTOR COMPOSITION

Share of each Segment in Total Production Volume (FY26*)



Note: * - April-September 2025

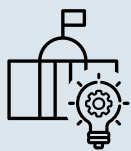
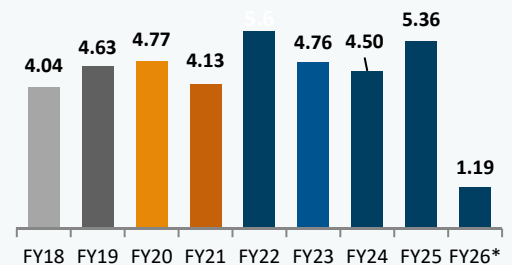


KEY TRENDS

Indian Car Sales Figures – FY25

Two-wheeler OEM	FY25	FY24	Market Share (%) FY25
HERO MOTOCORP LTD	54,45,251	53,97,315	30.79%
Honda	47,89,283	40,93,895	25.37%
TVS Motors	33,01,781	29,67,164	17.49%
Bajaj	21,54,467	21,08,808	11.41%

Number of Automobiles Exported (millions)



GOVERNMENT INITIATIVES



National Mission for Electric Mobility 2020



NATRIP



Note: NATRIP- National Automotive Testing and R&D Infrastructure Project



ADVANTAGE INDIA

- **Growing demand:** Automobile exports from India rose 19% to over 5.3 million units in FY25, led by strong demand for passenger vehicles, two-wheelers, and commercial vehicles abroad.
- **Rising Investment:** The automobile sector attracted Rs. 3,48,752 crore (US\$ 39.3 billion) in equity FDI between April 2000-June 2025.
- **Policy support:** The Centre has launched the PM E-DRIVE scheme with a budget of Rs. 10,900 crore (US\$ 1.30 billion), effective from October 1, 2024, to March 31, 2026. The initiative aims to accelerate the adoption of electric vehicles (EVs), establish charging infrastructure, and develop an EV manufacturing ecosystem in India.
- **Opportunities:** India could be a leader in shared mobility by 2030, providing opportunities for electric and autonomous vehicles. The electric vehicles industry is likely to touch Rs. 20,00,000 crore (US\$ 234 billion) and will create around five crore jobs by 2030.