

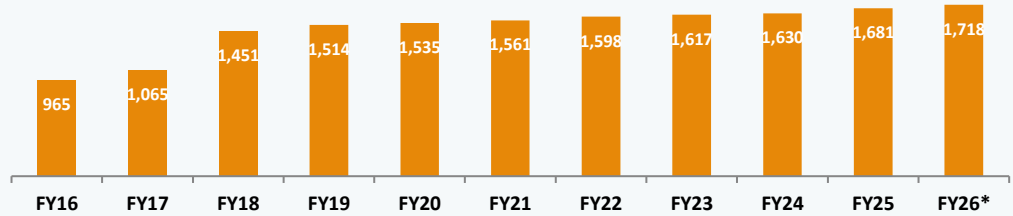


PORTS



MARKET SIZE

Cargo Capacity at Major Ports (million tonnes)

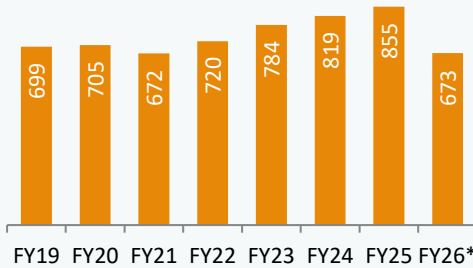


Notes: *- Until December 2025



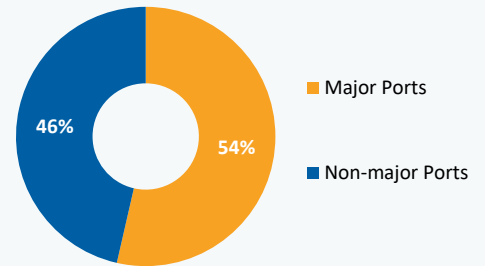
SECTOR COMPOSITION

Cargo traffic at major ports (million tonnes)



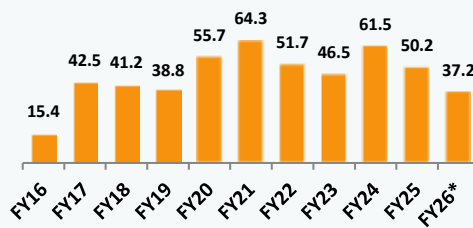
Notes: *- Until December 2025

Market Share of Ports in FY25



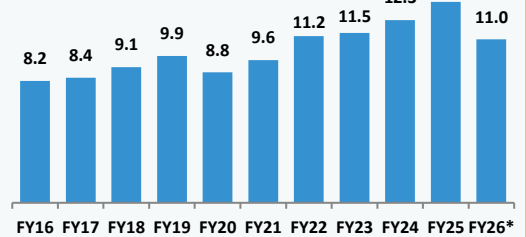
KEY TRENDS

Iron Ore Traffic (million tonnes)




Notes: *- Until December 2025

Container Traffic in India ('000 TEU)



Notes: *- Until December 2025



GOVERNMENT INITIATIVES



Project UNNATI



Major Port Authorities Bill, 2020



100% FDI through Automatic Route



ADVANTAGE INDIA

- Robust demand:** The government targets Rs. 80 lakh crore (US\$ 903.65 billion) investments under Sagarmala to boost port handling capacity to 10,000 MMT by 2047, generating millions of jobs.
- Competitive advantage:** The average turnaround time at major ports has fallen from 127 hours in 2010-11 to 49.32 hours as of FY26 (April 2025 to December 2026) in India.
- Policy support:** In September 2025, the Union Cabinet approved two schemes from the Ministry of Ports, Shipping and Waterways (MOPSW) to bolster shipbuilding in India: (a) the Shipbuilding Financial Assistance Scheme (SBFAS) and National Shipbuilding Mission Scheme (NSbM); and (b) the Scheme for Capacity and Capability Development and Credit Risk Coverage for Shipping in India – Shipbuilding Development Scheme (SbDS).
- Attractive opportunities:** The Northeastern Region is being established as a primary inland waterway hub, supported by an investment of Rs. 1,665 crore (US\$ 188.40 million) across 20 National Waterways, including the strategically important NW-2 on the Brahmaputra. Infrastructure enhancements comprise four permanent terminals, 13 floating terminals, and a ship repair facility at Pandu.