

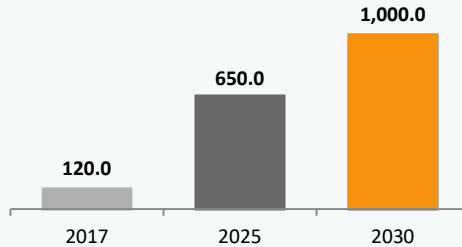


REAL ESTATE

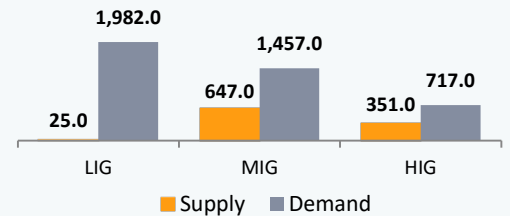


MARKET SIZE

Market size Of Real Estate in India (US\$ bn)



Cumulative Housing Demand-Supply in Top 8 Cities ('000 units) 2016-20

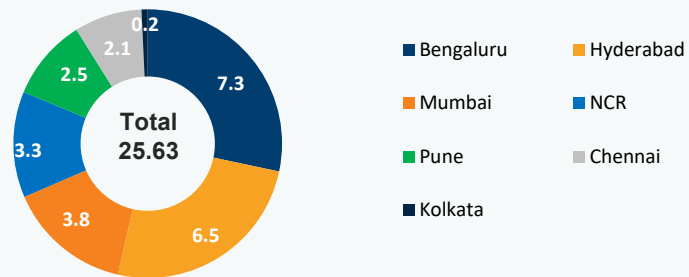


Note: LIG – Low Income Group, MIG – Medium Income Group, HIG – High Income Group



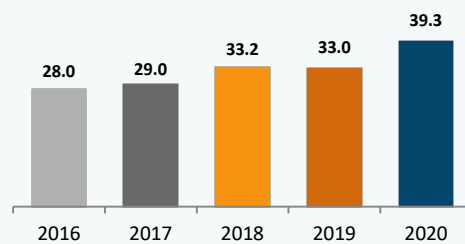
SECTOR COMPOSITION

Net Absorption of Office Space (2020) (million sq. ft.)


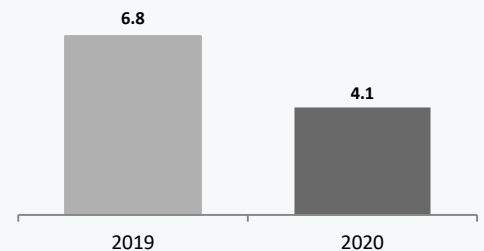


KEY TRENDS

Demand for Commercial Space In Top 8 cities (mn sq ft)



PE/VC Investments in Indian Real Estate (US\$ billion)



GOVERNMENT INITIATIVES



Real Estate Regulatory Act



Goods and Services Tax



Benami Transactions Act



ADVANTAGE INDIA

- **Robust demand:** Demand for residential properties has surged due to increased urbanisation and rising household income. India is among the top 10 price appreciating housing markets internationally.
- **Increasing Investments:** Indian real estate attracted US\$ 5 billion institutional investments in 2020, equivalent to 93% of transactions recorded in the previous year. The real estate segment attracted private equity investments worth Rs. 23,946 crore (US\$ 3,241 million) across 19 deals in Q4 FY21
- **Policy support:** Under Union Budget 2021-22, tax deduction up to Rs. 1.5 lakh (US\$ 2069.89) on interest on housing loan, and tax holiday for affordable housing projects have been extended until the end of fiscal 2021-22.
- **Attractive opportunities:** Growing requirement of space from sectors such as education and healthcare, E-commerce and logistics.