

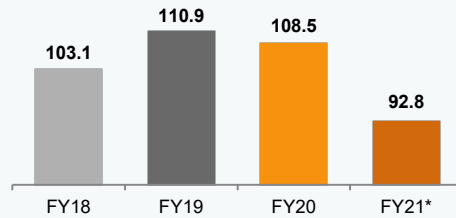


STEEL



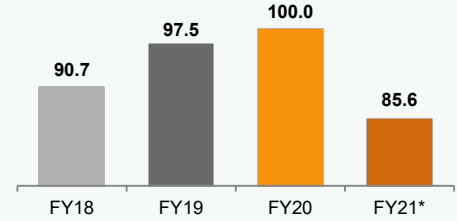
MARKET SIZE

Total Crude Steel Production (million tonnes)

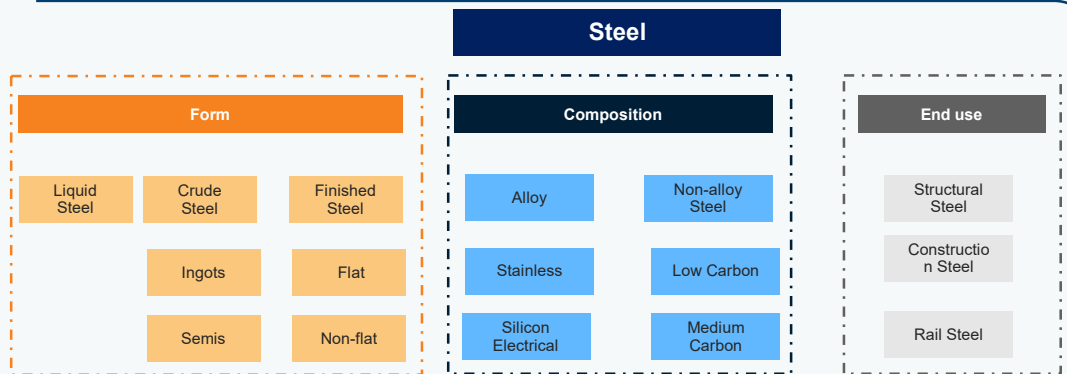


Note: P – Provisional, *- until February 2021

Consumption of Steel (million tonnes)

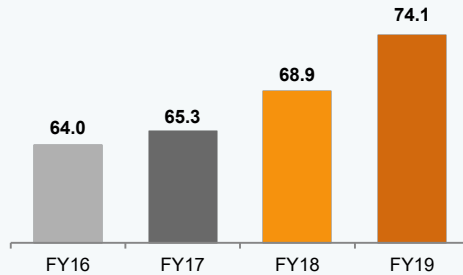


SECTOR COMPOSITION




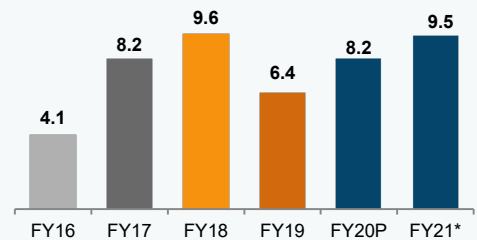
KEY TRENDS

Per-capita Consumption of Steel (in kgs)



Note: P – Provisional, *- until February 2021

Finished Steel Export (million tonnes)



GOVERNMENT INITIATIVES



Steel Research and Technology Mission of India (SRTMI)



Production-Linked Incentive (PLI) Scheme



National Steel Policy 2017



ADVANTAGE INDIA

- **Robust demand:** India's finished steel consumption is anticipated to increase to 230 MT by 2030-31^A from 98.71 MT in 2018-19. In April 2021, India's finished steel consumption stood at 6.78 MT.
- **Competitive advantage:** India was the world's second largest producer of crude steel (up from eighth spot in 2003) with 111.2 MT by 2019.
- **Policy support:** Under the Union Budget 2020-21, the government allocated Rs. 39.25 crore (US\$ 5.4 million) to the Ministry of Steel.
- **Increasing investments:** The industry is witnessing consolidation of players, which has led to investment by entities from other sectors. The ongoing consolidation also presents an opportunity to global players to enter the Indian market.