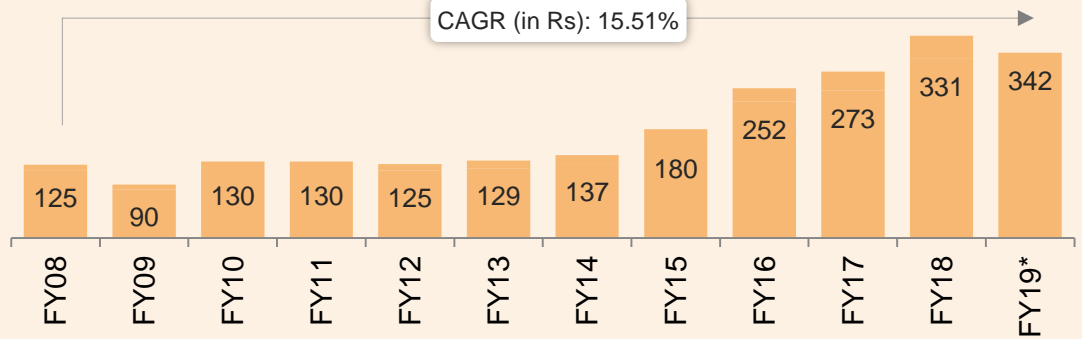




Financial Services

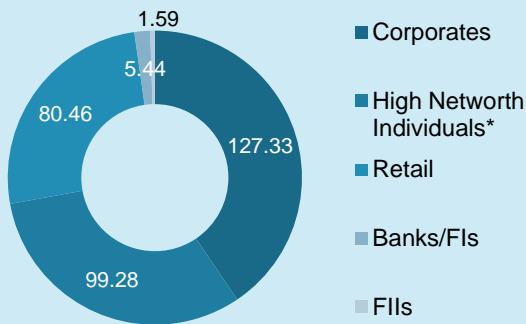
Size

Mutual Fund Assets Under Management (AUM) (US\$ bn)



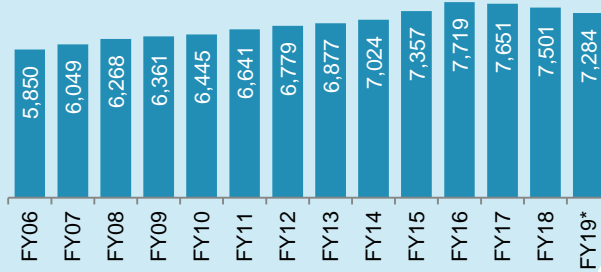
Note: * - between April-November 2018

Investor Breakup (US\$ billion)#



Note: # - as of September 2018

Total Companies Listed On NSE And BSE

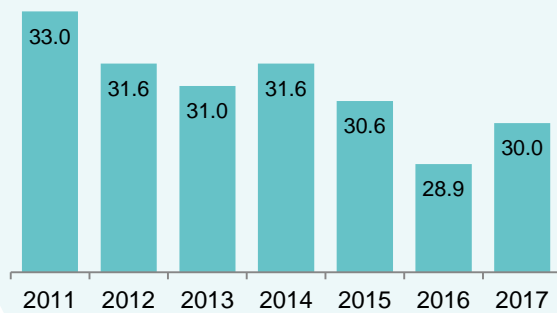


Note: * - Total of companies listed on NSE as on October 2018 and BSE as on August 2018

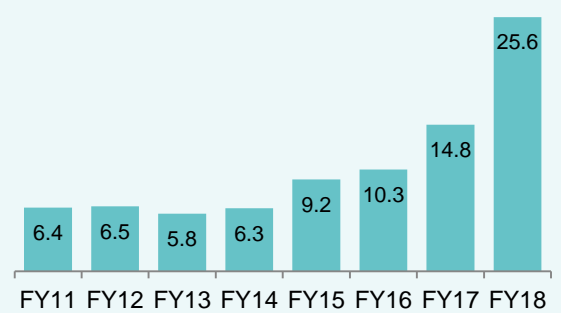
Sector Composition

Key Trends

Gross National Savings (% of GDP)



Turnover For Derivatives Segment (US\$ tn)



49 per cent FDI Automatic Route



Bank Recapitalisation



Reduction in Securities Transaction Tax

Government Initiatives