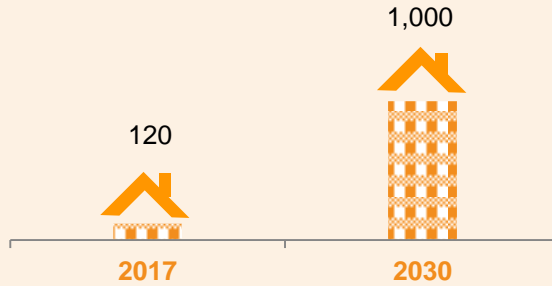




Real Estate

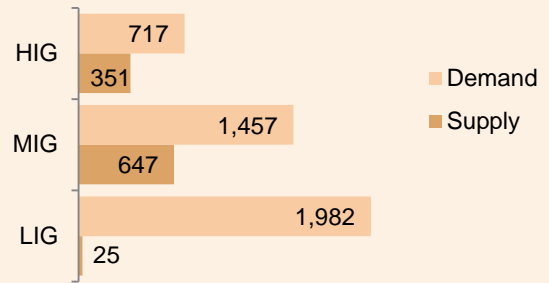
Market Size

Market size Of Real Estate In India (US\$ bn)

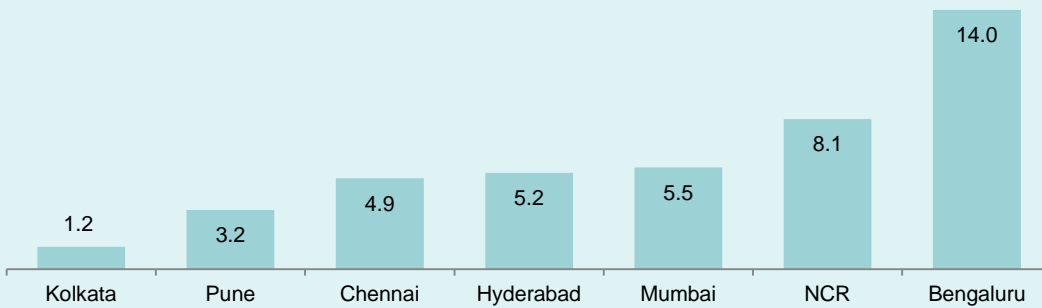


Note: *LIG* – Low Income Group, *MIG* – Medium Income Group, *HIG* – High Income Group

Cumulative Housing Demand-Supply In Top 8 Cities ('000 units) 2016-20



Gross Office Space Absorption in 2018F (mn sq ft)

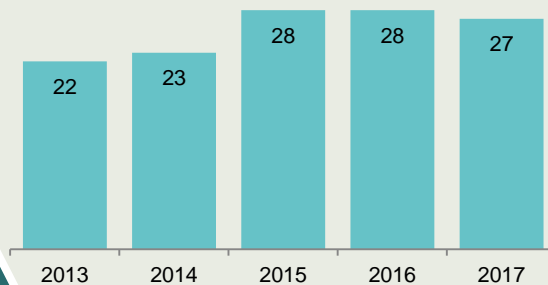


Sector Composition

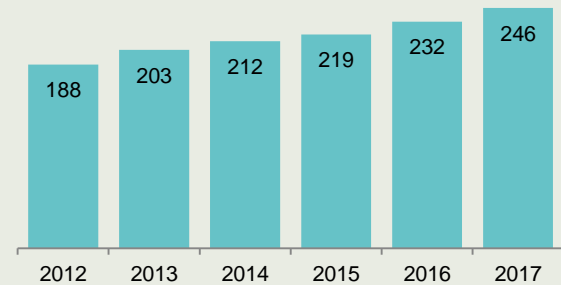
Note: *F*-forecast

Key Trends

Demand For Commercial Space In Top 8 cities (mn sq ft)



Number Of New Malls In India



Government Initiatives



Real Estate Regulatory Act



Goods and Services Tax



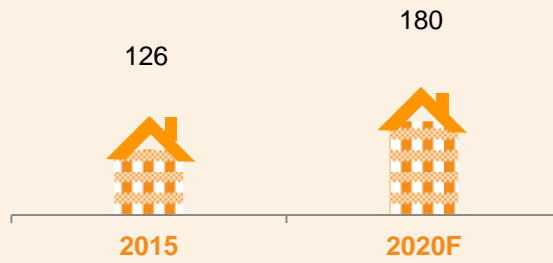
Benami Transactions Act



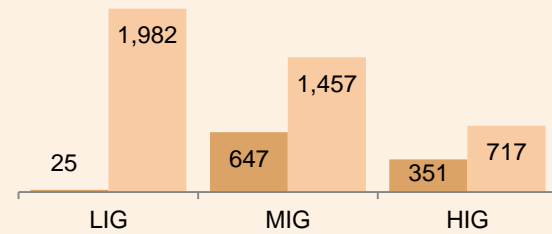
Real Estate

Market Size

Market size Of Real Estate In India (US\$ bn)

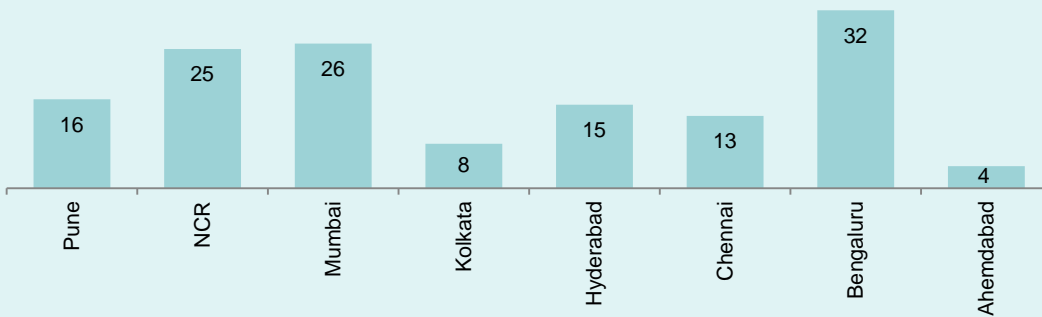


Cumulative Housing Demand-Supply In Top 8 Cities ('000 units) 2016-20



Note: LIG – Low Income Group, MIG – Medium Income Group, HIG – High Income Group

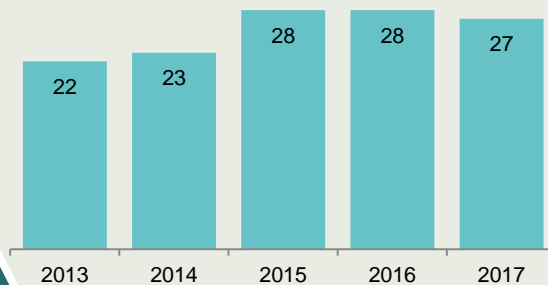
City-Wise Commercial Space Demand (mn sq ft) 2013-17



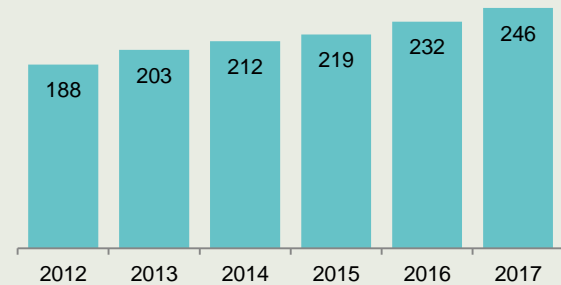
Sector Composition

Key Trends

Demand For Commercial Space In Top 8 cities (mn sq ft)



Number Of New Malls In India



Real Estate Regulatory Act



Goods and Services Tax



Benami Transactions Act

Government Initiatives