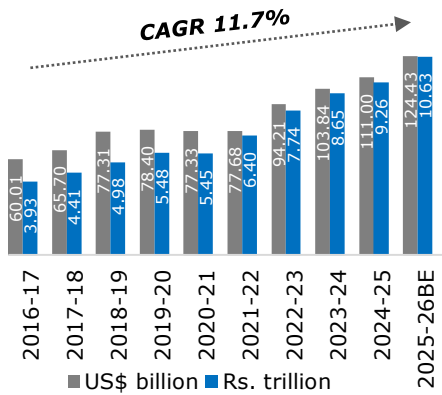


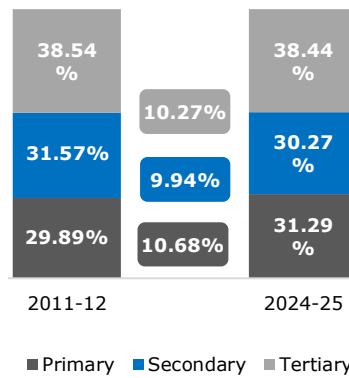
## ODISHA

### ECONOMIC SNAPSHOT

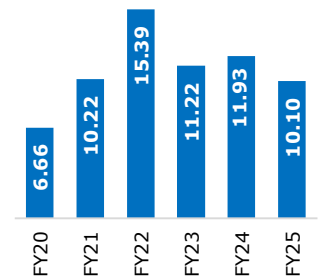
GSDP of Odisha at Current Prices



GSVA Composition by Sector at Current Prices



Merchandise Export from Odisha (US\$ million)



**Note:** - ^- CAGR in Rs., GSDP - Gross State Domestic Product, GSVA - Gross State Value Added, FDI- Foreign Direct Investment, BE- Budget Estimate  
**Source:** Ministry of Statistics and Programme Implementation, Directorate of Economics and Statistics, Department for Promotion of Industry and Internal Trade (DPIIT)

### ADVANTAGES



#### Facilitating infrastructure

- The Cabinet approved construction of a 6-lane access-controlled capital region ring road (Bhubaneswar Bypass, 110.875 km) in Odisha on a Hybrid Annuity Mode (HAM), enhancing urban infrastructure.



#### High economic growth

- Odisha's GSDP is expected to increase at a CAGR of 11.70% between FY17 and FY26.



#### Policy, fiscal incentives and initiatives

- The state has sector-specific policies for IT and micro, small and medium enterprises.
- The state Government has constituted 'Team Odisha' to help with investment promotion.



#### Rich labour pool

- The state has a literacy rate of 72.87% in line with the national average.
- The Odisha government undertook a large recruitment drive appointing 20,000 teachers in primary schools, addressing educational infrastructure gaps which will contribute to skill development and long-term enhancement of the workforce.

### KEY GOVERNMENT POLICIES AND OBJECTIVES



#### Excise Policy 2018

Adopt excise duty, fee structure and guidelines for the settlement of excise shops and establishments.



#### Export Policy 2017

Provide necessary support to exporting industries with the aim of providing a boost to exports.



#### Renewable Energy Policy 2016

Create an environment conducive to public/private/community participation, research and development (R&D) and investment in renewable energy.



#### Odisha Tourism Policy 2016

Promote sustainable tourism with a view to create employment opportunities and to bring about socio-economic benefits to the community.



#### Odisha Electric Vehicle Policy, 2021

To achieve adoption of 20% battery electric vehicles in all vehicle registrations by 2025.

### GOVERNMENT VISION FOR THE STATE



#### Skill Development

To foster technical and vocational education and skill development programmes.



#### Infrastructure

To improve connectivity by increasing road and rail density and to improve passenger services.



#### Government Services

To enhance the use of Information Technology (IT) to ensure transparency and speed.



#### Industrial Development

To develop industrial parks with quality infrastructure, encourage micro-enterprises as ancillaries and pave the way for cost and technology orientation by encouraging competition.