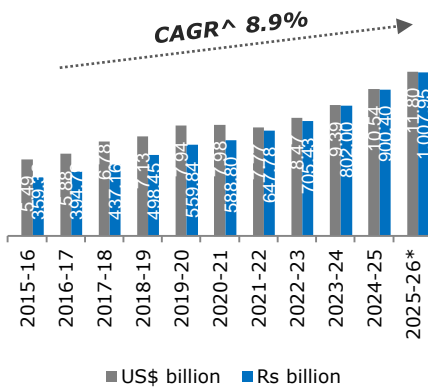


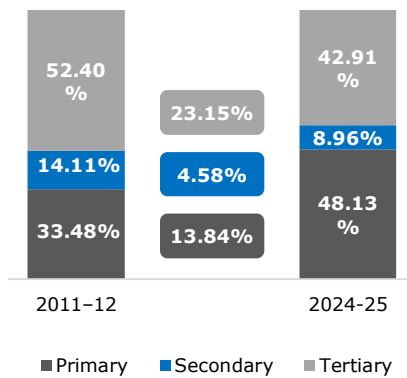
## TRIPURA

### ECONOMIC SNAPSHOT

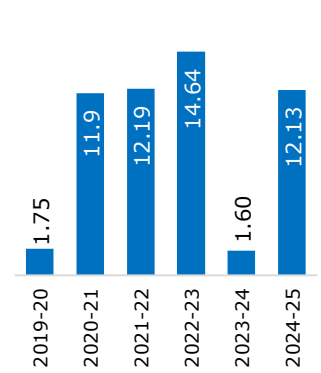
GSDP of Tripura at Current Prices



GSVA Composition by Sector at Current Prices



Merchandise Export from Tripura (US\$ million)



Note: - ^CAGR in Rs, E- Estimate, GSDP - Gross State Domestic Product, GSVA - Gross State Value Added, FDI- Foreign Direct Investment, \*- Budget Expectations  
Source: MOSPI, Directorate General of Commercial Intelligence and Statistics

### ADVANTAGES



#### Tourism hub in North--East

Blessed with scenic beauty, ancient places, temples, breathing taking verdant hills and bio-diversity treasure trove of wildlife sanctuaries



#### Untapped resources and medical plants

266 medicinal plants, 379 species of trees, 581 herbs, 320 shrubs and 165 climbers  
Tripura has several potential sectors such as organic spices, bio-fuels and eco-tourism



#### Availability of skilled workforce

Tripura has a large base of skilled labour, making it an ideal destination for knowledge sectors. At 93.7%, its literacy rate is higher than the national average rate



#### Policy and infrastructure Support

Wide range of fiscal and policy incentives for businesses under the Tripura Industrial Investment Promotion Incentive Scheme, 2012

### KEY GOVERNMENT POLICIES AND OBJECTIVES



#### IT/ITeS Policy and Roadmap - 2017

Digital transformation of Government services and development of digital infrastructure



#### Tripura Tourism Policy 2020-25

To enhance tourism experience in Tripura and promote sustainable tourism. Facilitation of private sector involvement in tourism infrastructure development



#### Tripura State Bamboo Policy

In order to give boost to the bamboo resource that provide employment and income generating activities to rural and tribal people.

### GOVERNMENT VISION FOR THE STATE



#### Infrastructure

Manufacturing employment as a proportion of total employment will be increased from 1.79% (Census 2011) to 4.5% in 2030



#### Agriculture

Total cropped area under irrigation will be increased from 44.5% to 75% by 2030



#### Energy Efficiency

Energy GSDP ratio will be increased from 2.60% to 5.5% by 2030



#### Tourism

Develop services that would promote tourism and increase tourists  
Improving the security scenario for safety of tourists