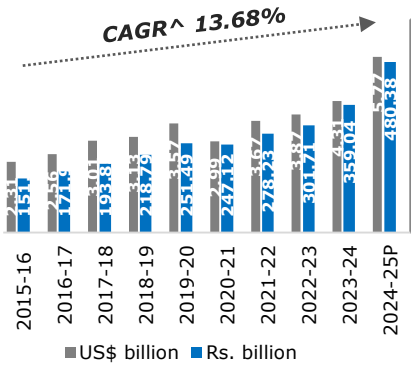


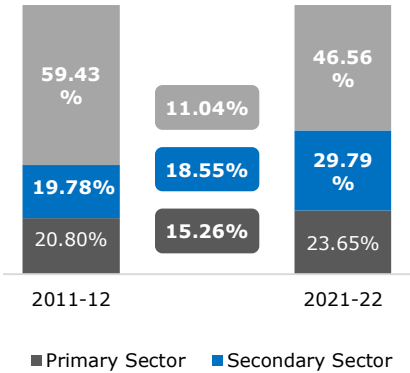
MIZORAM

ECONOMIC SNAPSHOT

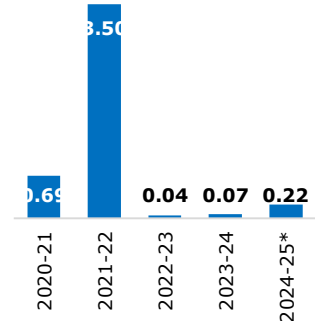
GSDP of Mizoram at Current Prices



GSVA Composition by Sector at Current Prices



Merchandise Export from Mizoram (US\$ million)



Note: - ^-CAGR in Rs, P- Provisional, E- Estimate, AE- Advance Estimate, GSDP - Gross State Domestic Product, GSVA - Gross State Value Added, FDI- Foreign Direct Investment, *-Until Dec 2024
Source: Directorate of Economics and Statistics of Mizoram, Department for Promotion of Industry and Internal Trade (DPIIT)

ADVANTAGES



Abundant natural resources

Contributes 14% of country's bamboo production.
Climatic conditions provide a breeding ground for all kinds of silkworm.



Rich labour pool and infrastructure support

Offers a highly literate workforce with literacy rate of 91.33%.
Improvement in road, rail and air connectivity and establishment of trade routes with neighbouring countries over the last decade.



High economic growth supported by constructive policies

The island's blue economy such as fisheries, aquaculture and seaweed farming will accelerate in line with the growth of modern infrastructure in Mizoram.



Location advantage and trade opportunities

Industries in the state enjoy a unique location-specific advantage.
Offers a gateway for engaging in international trade with Southeast Asian countries.

KEY GOVERNMENT POLICIES AND OBJECTIVES



Mizoram Responsible Tourism Policy, 2020

To enhance livelihood of people and funding support from the Centre and other stakeholders.



Industrial Rooftop Solar Policy 2020 in Mizoram

To ensure reliable power supply and a sustainable energy mix for the state.



Mizoram Socio-Economic Development Policy, 2019

To prioritise bio-diversity, ecosystem functioning and socio-economic development.



Industrial and Investment Policy of Mizoram 2021

To promote and attract investments in the state. Create infrastructure facilities for expansion of industries.

GOVERNMENT VISION-2030 FOR THE STATE



Power Generation

Upgrade and expand the power transmission network in the state.



Investment

Encouraging public investment in the infrastructure to attract private investment.



Economic Development

The state's GSDP (in Rs.) increased at a CAGR of 13.68% between 2015-16 and 2024-25.



Tourism

Developing tourism and creating employment opportunities in the state.