

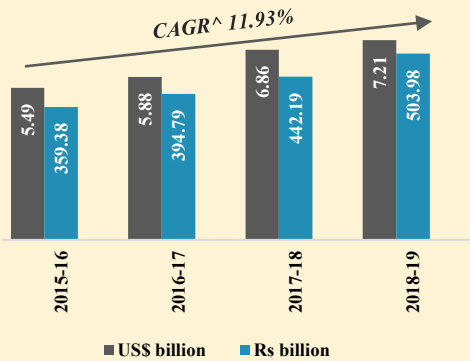


# TRIPURA

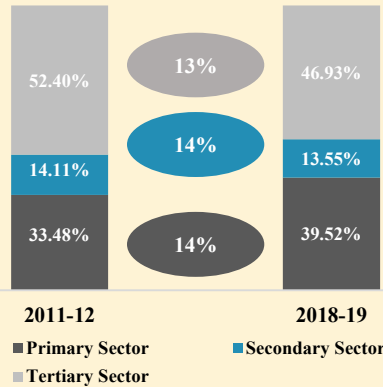
## THE LAND OF PERMANENT SPRING

### ECONOMIC SNAPSHOT

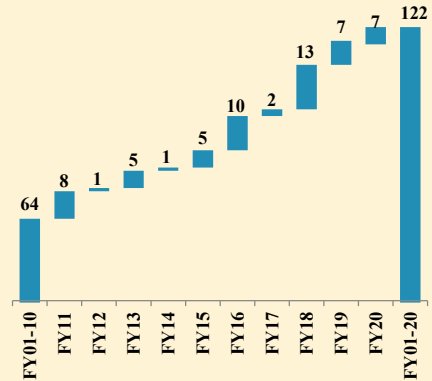
#### GSDP of Tripura at current prices



#### GSVA composition by sector CAGR<sup>^</sup>



#### FDI inflow in Tripura\* April 2000 – September 2019 (US\$ million)



Note: - \* - Including Assam, Arunachal Pradesh, Manipur, Mizoram, Nagaland and Tripura, ^ - CAGR in Rs, GSDP – Gross State Domestic Product, GSVA – Gross State Value Added, FDI- Foreign Direct Investment

Source: Directorate of Economics and Statistics Tripura, Department for Promotion of Industry and Internal Trade (DPIIT)

### ADVANTAGES

#### Tourism hub in North East

- Blessed with scenic beauty, ancient places, temples, breathing taking verdant hills and bio-diversity treasure trove of wildlife sanctuaries.

#### Untapped resources and medical plants

- 266 medicinal plants, 379 species of trees, 581 herbs, 320 shrubs and 165 climbers.
- Tripura has several potential sectors such as organic spices, bio-fuels and eco-tourism.

#### Availability of skilled workforce

- Tripura has a large base of skilled labour, making it an ideal destination for knowledge sectors. At 87.8 per cent, its literacy rate is higher than the national average rate.

#### Policy and infrastructure Support

- Wide range of fiscal and policy incentives for businesses under the Tripura Industrial Investment Promotion Incentive Scheme, 2012.

### KEY GOVERNMENT POLICIES AND OBJECTIVES

#### IT/ITeS Policy and Roadmap - 2017

Digital transformation of Government services and development of digital infrastructure.

#### North East Industrial Development Scheme 2017

Promote the Northeast as an attractive investment destination by providing concessions and incentives.



#### Tripura Industrial Investment Promotion Incentives Scheme, 2012

To make Tripura a preferred destination for industrial and trade activities.

#### Tripura State Bamboo Policy

In order to give boost to the bamboo resource that provide employment and income generating activities to rural and tribal people.

### GOVERNMENT VISION FOR THE STATE

#### Infrastructure

Manufacturing employment as a proportion of total employment will be increased from 1.79 per cent (Census 2011) to 4.5 per cent in 2030.

#### Agriculture

Total cropped area under irrigation will be increased from 44.5 per cent to 75 per cent by 2030.

#### Energy Efficiency

Energy GSDP ratio will be increased from 2.60 per cent to 5.5 per cent by 2030.

#### Tourism

Develop services that would promote tourism and increase tourists.

Improving the security scenario for safety of tourists.