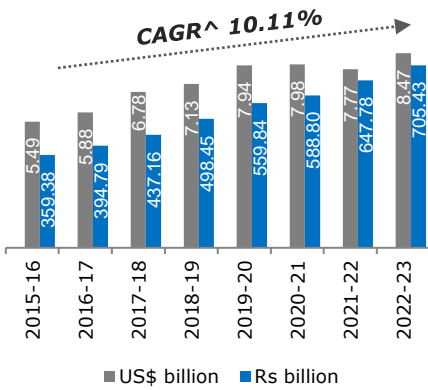




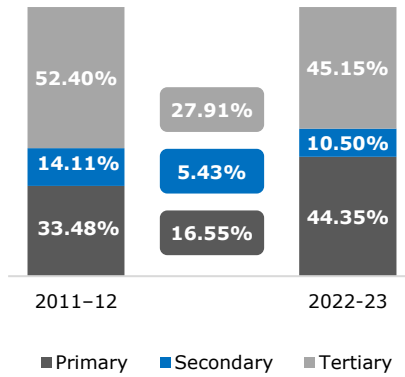
# TRIPURA

## ECONOMIC SNAPSHOT

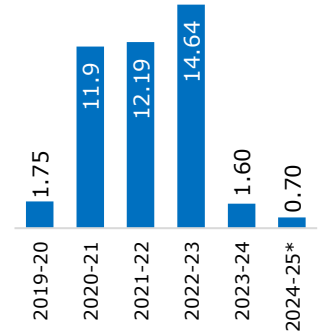
GSDP of Tripura at Current Prices



GSDP Composition by Sector at Current Prices



Merchandise Export from Tripura (US\$ million)



Note: - ^-CAGR in Rs, E- Estimate, GSDP - Gross State Domestic Product, GSDP - Gross State Value Added, FDI- Foreign Direct Investment, \*- Until August 2024  
Source: MOSPI, Directorate General of Commercial Intelligence and Statistics

## ADVANTAGES

- Tourism hub in North East**  
 Blessed with scenic beauty, ancient places, temples, breathing taking verdant hills and bio-diversity treasure trove of wildlife sanctuaries
- Untapped resources and medical plants**  
 266 medicinal plants, 379 species of trees, 581 herbs, 320 shrubs and 165 climbers  
 Tripura has several potential sectors such as organic spices, bio-fuels and eco-tourism
- Availability of skilled workforce**  
 Tripura has a large base of skilled labour, making it an ideal destination for knowledge sectors. At 87.8%, its literacy rate is higher than the national average rate
- Policy and infrastructure Support**  
 Wide range of fiscal and policy incentives for businesses under the Tripura Industrial Investment Promotion Incentive Scheme, 2012

## KEY GOVERNMENT POLICIES AND OBJECTIVES

- IT/ITeS Policy and Roadmap - 2017**  
 Digital transformation of Government services and development of digital infrastructure
- Tripura Tourism Policy 2020-25**  
 To enhance tourism experience in Tripura and promote sustainable tourism. Facilitation of private sector involvement in tourism infrastructure development
- North East Industrial Development Scheme 2017**  
 Promote the Northeast as an attractive investment destination by providing concessions and incentives.
- Tripura State Bamboo Policy**  
 In order to give boost to the bamboo resource that provide employment and income generating activities to rural and tribal people.
- Tripura Industrial Investment Promotion Incentives Scheme, 2012**  
 To make Tripura a preferred destination for industrial and trade activities

## GOVERNMENT VISION FOR THE STATE

- Infrastructure**  
 Manufacturing employment as a proportion of total employment will be increased from 1.79% (Census 2011) to 4.5% in 2030
- Agriculture**  
 Total cropped area under irrigation will be increased from 44.5% to 75% by 2030
- Energy Efficiency**  
 Energy GSDP ratio will be increased from 2.60% to 5.5% by 2030
- Tourism**  
 Develop services that would promote tourism and increase tourists  
 Improving the security scenario for safety of tourists